



INDEPENDENT AUDITORS' REPORT

To The Members of Association For Stimulating Know How

A P R A & LLP
ASSOCIATES
CHARTERED ACCOUNTANTS

Report on the Audit of Financial Statement of the Society

1. We have audited the accompanying financial statements of **Association For Stimulating Know How** ("the society"), which comprise the Balance sheet as at 31st March, 2020, and Income and Expenditure Account for the year then ended. These financial statements are the responsibility of the Management of the Society. Our responsibility is to express opinion on these financial statements based on our audit.
2. We conducted our audit in accordance with auditing standards generally accepted in India. Those Standards require that we plan and perform the audit to obtain reasonable assurance about whether the financial statements are free of material misstatements. An audit includes examining, on a test basis, evidence supporting the amounts and disclosures in the financial statements. An audit also includes assessing the accounting principles used and significant estimates made by management, as well as evaluating the overall financial statements presentation. We believe that the audit evidence we have obtained is sufficient and appropriate to provide a basis for our audit opinion
3. On the basis of Audit referred to in the paragraphs (1) & (2) above, we further report that:
 - We have obtained all the information and explanations which to the best of our knowledge belief were necessary for the purpose of the audit.
 - In our opinion proper books of account as required by the law have been kept by the society so far as appears from our examination of those books.
 - The Balance Sheet and the Income and Expenditure Account dealt with by this report are in agreement with the Books of Accounts and
 - The Balance Sheet and the Income and Expenditure Account drawn up comply with mandatory accounting standards to the extent they are applicable.In our opinion and to the best of our information and needing to the explanations given to us, the aforesaid financial statements give the information required in the manner so required and give a true and fair view in conformity with the accounting principles generally accepted in India

- (1) in the case of Balance Sheet of the state affairs of the Society as March 31, 2020
- (2) in the case of Income and expenditure account of the Excess of Expenditure over income of the society for year ended on that date.

For A P R A & Associates LLP

Chartered Accountants

FRN - 011078N / N500064

(CA Arun Kumar Gupta)

Partner

Place: New Delhi

Date : 30/09/2020

UD/N:-200 88657 AAAAED/011 M.No.089657





Delhi Office : 379, Aggarwal Millenium Tower - II, Netaji Subhash Place, Pitam Pura, New Delhi-110034
Phone : 011 - 42263358, 47292280 - 81, Mob.: 9810380377
Gurgaon Off. : Plot No. 9, C - Block, Sushant Lok, Phase - I, Sector - 43, Gurugram - 122002 (Haryana)
Phone : 0124 - 4477824 - 25 Mobile : 9810103611, 9871001555
E-mail : atul.gupta@aprafirm.com, anmol.gupta@aprafirm.com, caarun@rediffmail.com
Website : www.servicetax.net, www.aprafirm.com

● DELHI ● HARYANA ● HIMACHAL PRADESH

ASSOCIATION FOR STIMULATING KNOW HOW

Audited Financial Statements

Amount INR

BALANCE SHEET AS ON		ASK Non FCRA as on March 31,2020	ASK FCRA as on March 31,2020	ASK Consolidated as on March 31, 2020	ASK Consolidated as on March 31, 2019
SOURCES OF FUNDS		Note No.			
CORPUS FUND	1	4,768,000	-	4,768,000	4,768,000
CAPITAL FUND	2	38,731,783	179,786,093	218,517,875	226,226,002
REVOLVING FUND	3	-	6,407,912	6,407,912	3,398,546
UNUTILIZED GRANT	4	-	-	-	4,217,772
Total		43,499,783	186,194,005	229,693,788	238,610,318
APPLICATION OF FUNDS					
FIXED ASSETS:	5				
Tangible Assets (Net of Depreciation)		13,052,350	78,818,242	91,870,592	102,173,000
INVESTMENTS	6	4,108,074	64,619,980	68,728,054	60,781,179
CURRENT ASSETS, LOANS AND ADVANCES (A)	7	26,794,995	43,220,375	70,015,370	82,127,856
Less: CURRENT LIABILITIES AND PROVISIONS (B)	8	455,636	464,594	920,230	6,471,714
NET CURRENT ASSETS (A-B)		26,339,359	42,755,781	69,095,140	75,656,142
Total		43,499,783	186,194,005	229,693,788	238,610,318
Significant Accounting Policies and Notes on					
The accompanying notes referred to above form an integral part of these financial statements.					
Auditor's Report					
As per our report of even date					
APRA & Associates LLP			for and on behalf of Board Members		
Chartered Accountants					
FRN No. 011078N/N500064					
					
(Arun Kumar Gupta)			Dr. Aqueel Khan		
Partner			Secretary		
M. No: 089657					
Place: New Delhi					
Date: 30.09.2020			Bindiya Rawat		
			Treasurer		

UD/N:-20089657 AAAA ED 10/1

ASSOCIATION FOR STIMULATING KNOW HOW

Audited Financial Statements

Amount INR

STATEMENT OF INCOME AND EXPENDITURE ACCOUNT	ASK Non FCRA as on March 31,2020	ASK FCRA as on March 31,2020	ASK Consolidated as on March 31,2020	ASK Consolidated as on March 31, 2019
Note No.				
INCOME				
Grant Receipts	-	18,076,021	18,076,021	47,137,297
Interest from Bank & Fixed deposits	368,038	4,532,161	4,900,199	5,971,155
Fess & Contribution Sankalp School	1,695,488	-	1,695,488	-
Rental Income	549,000	-	549,000	-
Institutional Charges	5,067,128	427,668	5,494,796	13,412,279
Other Income	5,303,522	4,195,281	9,498,803	4,366,614
Total	12,983,176	27,231,131	40,214,306	70,887,345
EXPENDITURE				
Honorarium, Salaries, Benefits & Other Allowances	750,680	2,487,343	3,238,023	12,548,600
Staff Welfare	37,809	1,768	39,577	1,311,237
Insurance	3,605	105,215	108,820	303,848
Travel Cost	1,048,762	2,413,906	3,462,668	4,152,192
Communication Expenses	191,513	70,838	262,351	479,921
Web Hosting Charges	25,000	205,090	230,090	486,533
Repair & Maintenance Expenses	772,337	119,774	892,111	629,029
Office Expenses	303,084	2,000	305,084	825,193
Electricity Expenses	629,796	-	629,796	32,479
Miscellaneous Expenses	29,933	11,051	40,984	1,780,419
Audit Fee	150,000	-	150,000	152,750
Professional and Consultancy Charges	412,617	2,465,383	2,878,000	9,326,187
Printing and Stationery	45,865	24,941	70,806	3,735
Revolving Loan to Collector Group	-	69,000	69,000	-
Bank Charges	2,192	8,430	10,622	251,441
Data Entry Charges	-	-	-	35,537
Exchange Gain & Loss	432	2,341	2,773	-
Translation Fee	-	11,127	11,127	33,028
PF Charges	5,809	-	5,809	-
Membership Fees	45,291	-	45,291	72,185
Local Associate Fees	31,000	145,198	176,198	786,925
Compliance Charges (GST/TDS/PF)	6,401	-	6,401	2,134
Property Tax	-	24,500	24,500	-
Manpower Charges	485,000	-	485,000	-
Job Posting Charges	53,200	10,430	63,630	27,140
Out of pocket expense	1,670	-	1,670	-
Rates & Taxes	17,198	417,381	434,579	-
Sankalp School Expenses	1,949,248	-	1,949,248	-
Sundry Balance Written Off	157,895	-	157,895	-
Field Enumerator	-	48,000	48,000	-
Study materials	-	-	-	82,937
Hospitality	-	-	-	16,455
Contingencies	-	-	-	7,876
Consumable Items for students	-	-	-	145,722
Grant & Donation	-	-	-	43,561,352
Project Expense	3,553,438	18,319,938	21,873,376	23,698,553
Depreciation on fixed assets	1,718,951	8,530,065	10,249,016	11,470,193
EXCESS OF EXPENDITURE OVER INCOME	554,451	(8,262,588)	(7,708,137)	(41,336,256)
Total	12,983,176	27,231,131	40,214,306	70,887,345
APPROPRIATION				
Transferred to Un-restricted Fund	554,451	(8,262,588)	(7,708,137)	(41,336,256)
Transferred to Capital Fund	-	-	-	-
Total	554,451	(8,262,588)	(7,708,137)	(41,336,256)
Significant Accounting Policies and Notes on Accounts				
<i>The accompanying notes referred to above form an integral part of these financial statements.</i>				

As per our report of even date

for and on behalf of Board Members

APRA & Associates LLP

Chartered Accountants

FRN No. 011078N/N500064

(Arun Kumar Gupta)

Partner

M.No. 089657

Place: New Delhi

Date: 30.09.2020



(Signature)
Dr. Aqueel Khan
Secretary

(Signature)
Bindiya Rawat
Treasurer



UDIN:- 20089657AAAED1011

ASSOCIATION FOR STIMULATING KNOW HOW

Audited Financial Statements

Amount INR

RECEIPT AND PAYMENT ACCOUNT	ASK Non FCRA as on March 31,2020	ASK FCRA as on March 31,2020	ASK Consolidated as on March 31,2020	ASK Consolidated as on March 31, 2019
Opening Balances				
Opening Balance				
Investments	-	60,781,179	60,781,179	103,241,213
Current Asset, Loans & Advances	29,704,329	52,423,525		
Less : Current Liabilities and Provisions	1,455,005	5,016,709		
	28,249,324	47,406,816		
Less: Transfer to Project	-	1,208,406		
Total	28,249,324	46,198,410	74,447,734	66,729,540
Receipts				
Grant Receipts	-	18,076,021	18,076,021	-
Institutional Charges	5,067,128	-	5,067,128	-
Other Receipts	5,303,522	4,622,949	9,926,471	-
Fees & Contribution Sankalp School	1,695,488	-	1,695,488	-
Rental Income	549,000	-	549,000	-
Income on Interest from Bank & Fixed Deposits	368,038	4,532,161	4,900,199	-
Total	12,983,176	27,231,130	40,214,306	70,887,342
Sale of Fixed Assets		142,696	142,696	23,000
TOTAL	41,232,500	134,353,415	175,585,915	240,881,095
Payments:				
Project Expenses	3,553,438	18,319,938	21,873,376	
Employees Remuneration & Other Benefits	750,680	-	750,680	
Administrative & Other Expenses	4,456,408	8,643,716	13,100,124	
Sankalp School Expense	1,949,248	-	1,949,248	
Total	10,709,774	26,963,654	37,673,428	100,753,408
Non Recurring				
Purchase of Fixed Assets	75,306	14,000	89,306	3,690,368
Closing Balances				
Investments	4,108,074	64,619,980	68,728,054	60,781,179
Current Assets, Loans & Advances	26,794,995	43,220,375		
Less : Current Liabilities and Provisions	455,636	464,594		
Total	26,339,359	42,755,781	69,095,140	75,656,140
TOTAL	41,232,500	134,353,415	175,585,915	240,881,095

Significant Accounting Policies and Notes on

The accompanying notes referred to above form an integral part of these financial statements.

Auditor's Report

As per our report of even date

APRA & Associates LLP

Chartered Accountants

FRN No. 011078N/N500064

for and on behalf of Board Members

(Arun Kumar Gupta)

Partner

M. No: 089657

Place: New Delhi

Date: 30.09.2020

Dr. Aqueel Khan

Chief Functionary

Bindiya Rawat

Treasurer



UDIN® - 20089657AAAED1011

ASSOCIATION FOR STIMULATING KNOW HOW

Notes to Audited Financial Statements	Amount INR			
	ASK Non FCRA as on March 31,2020	ASK FCRA as on March 31,2020	ASK Consolidated as on March 31, 2020	ASK Consolidated as on March 31, 2019
NOTE 1: CORPUS FUND				
Opening Balance	4,768,000	-	4,768,000	4,768,000
Addition during the year	-	-	-	-
Closing Balance	4,768,000	-	4,768,000	4,768,000
NOTE 2: CAPITAL FUND				
-Opening Balance	38,177,332	188,048,681	226,226,002	267,562,258
Add: Transfer from Statement of Income & Expenditure Account	554,451	(8,262,588)	(7,708,138)	(41,336,256)
Closing Balance	38,731,783	179,786,093	218,517,864	226,226,002
NOTE 3: REVOLVING FUND				
Opening Balance	-	3,398,546	3,398,546	3,398,546
Addition during the year	-	3,009,366	3,009,366	-
Closing Balance	-	6,407,912	6,407,912	3,398,546
NOTE 4: UNUTILIZED GRANTS				
Opening Balance		4,217,771	4,217,771	3,109,039
Add: Grants Received during the Year				2,644,447
Total A	-	4,217,771	4,217,771	5,753,486
Less: Grants Utilized During the Year				1,535,714
Less: Grant paid/adjusted During the Year		4,217,771	4,217,771	
Total B	-	4,217,771	4,217,771	1,535,714
Closing Balance	Total A	-	-	4,217,772
	43,499,783	186,194,005	229,693,776	233,842,320

UDIN:- 20029657AAAAED1011



ASSOCIATION FOR STIMULATING KNOW HOW

Notes to Audited Financial Statement as on March 31, 2020

NOTE 5 FIXED ASSETS :

S. N.		Name of Assets	Rate of Dep	Amount INR				
			W.D.V as on April 01, 2019	Additions during the year	Additions during the year	Sale / Transfer during the Year	Depreciation during the year	W.D.V as on March 2020
				Less than 180 days	More than 180 days			
TANGIBLE ASSETS								
1		Furniture & Fixtures	10%	1,580,342			158,034	1,422,308
2		Office Equipments	15%	2,276,008	50,000	39,306	142,696	1,892,975
3		Computers & Peripheral	40%	348,120			139,248	208,872
4		Vehicles	15%	4,542,764			681,415	3,861,349
5		Building	10%	89,406,764			8,940,676	80,466,088
6		Land		4,019,000			-	4,019,000
		TOTAL		102,173,000	50,000	39,306	142,696	91,870,592
		Previous Year		109,975,824	3,690,368	23,000	11,470,193	102,173,000



ASSOCIATION FOR STIMULATING KNOW HOW

Amount INR

Grouping to Audited Financial Statement	ASK Non FCRA	ASK FCRA	ASK Consolidated
	ASK Non FCRA as on 31st March 2020	ASK FCRA as on 31st March 2020	Consolidated as on 31st March 2020
Current Liabilities:			
Statutory Payable:			
GST	44,624	-	44,624
PF	8,520	-	8,520
Tax Deducted at Sources	16,750	-	16,750
Sub Total	69,894	-	69,894
Payable to Vendors / Parties:			
	ASK Non FCRA as on 31st March 2020	ASK FCRA as on 31st March 2020	Consolidated as on 31st March 2020
Disha Narayan	3,115	-	3,115
Amit Khamari	570	-	570
Errand Enterprise	9,643	-	9,643
Aqueel Ahmed Khan	-	14,164	14,164
Prakash Layak	-	2,002	2,002
Rural Education & Action for Libration (REAL)	-	16,055	16,055
Pioneer Technologies Pvt. Ltd.	-	69,000	69,000
M- Power Jobs Services Pvt. Ltd.	-	7,560	7,560
Arpan Seva Sansthan	-	355,813	355,813
	13,328	464,594	477,922
Provisions:			
	ASK Non FCRA as on 31st March 2020	ASK FCRA as on 31st March 2020	Consolidated as on 31st March 2020
Audit Fee Payable	287,750	-	287,750
Sub Total	287,750	-	287,750
Payables to Staff:			
	ASK Non FCRA as on 31st March 2020	ASK FCRA as on 31st March 2020	Consolidated as on 31st March 2020
Salary Payables (Sankalp)	84,664	-	84,664
Sub Total	84,664	-	84,664
Total	455,636	464,594	920,230
Deposits (Assets):			
	ASK Non FCRA as on 31st March 2020	ASK FCRA as on 31st March 2020	Consolidated as on 31st March 2020
Telephone Security	7,000	-	7,000
Total	7,000	-	7,000
Fixed Deposits:			
	ASK Non FCRA as on 31st March 2020	ASK FCRA as on 31st March 2020	Consolidated as on 31st March 2020
Federal Bank Sankalp FD's	4,108,074	-	4,108,074
State Bank of India	-	25,629,774	25,629,774
Federal bank	-	38,974,706	38,974,706
Add: Interest Accrued on 31.03.2020	-	1,402,243	1,402,243
National Saving Certificates	-	15,500	15,500
Total	4,108,074	66,022,223	70,130,297



ASSOCIATION FOR STIMULATING KNOW HOW

Amount INR

Grouping to Audited Financial Statement

ASK Non FCRA

ASK FCRA

ASK Consolidated

Loan & Advances:

ASK Non FCRA as on 31st March 2020 ASK FCRA as on 31st March 2020 Consolidated as on 31st March 2020

Sankhmla Sen	3,478	-	3,478
Advance to Salman	14,000	-	14,000
Advance to Bindiya Rawat	-	2,000,000	2,000,000
Advance to Disha	-	576	-
Advance to Andleeb	-	2,020	2,020

Staff Loans:

Home & Education Loan	2,707,114	-	2,707,114
-----------------------	-----------	---	-----------

Total	2,724,592	2,002,596	4,726,612
--------------	------------------	------------------	------------------

Advance for Property (Aqueel Khan)

	2,605,662	32,571,475	35,177,137
--	-----------	------------	------------

Branch & Division:

ASK Non FCRA as on 31st March 2020 ASK FCRA as on 31st March 2020 Consolidated as on 31st March 2020

ASK FCRA	(5,446,905)	5,446,905	-
----------	-------------	-----------	---

Sundry Receivables:

ASK Non FCRA as on 31st March 2020 ASK FCRA as on 31st March 2020 Consolidated as on 31st March 2020

Save The Children	38,940	-	38,940
The Hans Foundation	117,481	-	117,481
Uttar Kshetriya Samaj Vikas Kendra	70,566	-	70,566
AT Grassroot Society	9799339	-	9,799,339
ASK Training & Learning Pvt Ltd	1,286,390	-	1,286,390
Classic Air Travel	2,500	-	2,500
CTS Consulting Co.	-	300,000	300,000
China Labour Bulletin	-	22,984	22,984
SKN	-	253,571	253,571
Total	11,315,216	576,555	11,891,771

Prepaid Expense

ICICI Lombard General Insurance Co. Ltd	45,377	-	45,377
---	--------	---	--------

	45,377	-	45,377
--	---------------	----------	---------------

TDS Recoverable from Income Tax Department:

ASK Non FCRA as on 31st March 2020 ASK FCRA as on 31st March 2020 Consolidated as on 31st March 2020

TDS Receivable 16-17	2,473,472	-	2,473,472
TDS Receivable 17-18	2,167,275	-	2,167,275
TDS Receivable 18-19	1,718,222	-	1,718,222
TDS Receivable 19-20	998,630	-	998,630
Total	7,357,599	-	7,357,599



ASSOCIATION FOR STIMULATING KNOW HOW

Amount INR

Grouping to Audited Financial Statement

ASK Non FCRA

ASK FCRA

ASK Consolidated

Cash in Hand:

Cash in Gurgaon Office

Sankalp Cash

Cash in Foreign Currency

Total

ASK Non FCRA as on 31st March 2020	ASK FCRA as on 31st March 2020	Consolidated as on 31st March 2020
8,772	12,100	20,872
3,499	-	3,499
-	127,346	127,346
12,271	139,446	151,717

Balances in Bank Accounts:

Head Office

ICICI Bank A/c No -002105019430

State Bank of India A/c No -30045236317

SANKALP Federal Bank A/c No-16250100062028

Federal Bank A/c No -5280200002864

HDFC Bank A/c no-50200030202196

SBI-New FCRA A/c 36062567539

Federal Bank A/c No -16250100020638

Total

ASK Non FCRA as on 31st March 2020	ASK FCRA as on 31st March 2020	Consolidated as on 31st March 2020
4,771,667	-	4,771,667
2,583,012	-	2,583,012
819,503	-	819,503
-	85,434	85,434
-	113,245	113,245
-	878,794	878,794
-	3,683	3,683
8,174,182	1,081,155	9,255,337

Revolving Fund

Revolving Fund

Misereor Revolving Fund

Total

ASK Non FCRA as on 31st March 2020	ASK FCRA as on 31st March 2020	Consolidated as on 31st March 2020
-	3,398,546	3,398,546
-	3,009,366	3,009,366
-	6,407,912	6,407,912

INCOME:

Income on Bank Balances & Fixed Deposits

Interest on Fixed Deposit

Bank Interest Received

Bank Interest Sankalp School

Total

ASK Non FCRA as on 31st March 2020	ASK FCRA as on 31st March 2020	Consolidated as on 31st March 2020
288,275	4,531,990	4,820,265
54,028	171	54,199
25,735	-	25,735
368,038	4,532,161	4,900,199

Direct Income

Fess & Contribution Sankalp School

Rental Income

Institutional Income

Total

169,548	-	1,695,488
54,900	-	54,900
506,712	427,668	5,494,796
7,311,616	427,668	7,739,284

Other Income

Misc Income

Home / Education Loan Interest

Local Contribution

Total

499,102	4,195,281	9,186,304
303,113	-	303,113
9386	-	9,386
5,303,522	4,195,281	9,498,803



ASSOCIATION FOR STIMULATING KNOW HOW

Amount INR

Grouping to Audited Financial Statement	ASK Non FCRA	ASK FCRA	ASK Consolidated
Staff Welfare Expenses	37,809	1,768	39,577
Travel Cost			
Travelling & Conveyance	1,048,762	2,413,906	3,462,668
	1,048,762	2,413,906	3,462,668
Staff Cost			
Salary	730,104	2,341,210	3,071,314
Employer Contribution PF	20,576	121,133	141,709
	750,680	2,462,343	3,213,023
Website development charges	25,000	205,090	230,090
Legal & Professional Charges	412,617	2,465,383	2,878,000
Audit Fees	150,000	-	150,000
OTHERS:			
PF Charges	5,809	-	5,809
Local Associate Fees	31,000	145,198	176,198
Out of Pocket expenses	1,670	-	1,670
Job Posting Charges	53,200	10,430	63,630
Compliance charges (GST/TDS)	6,401	-	6,401
Membership fee	45,291	-	45,291
Exchange Gain & Loss	432	2,341	2,773
Rates & taxes	17,198	417,381	434,579
Bank Charges	2,192	8,430	10,622
Manpower Charges	485,000	-	485,000
Sundry Balance Written Off	157,895	-	157,895
Field Enumerator	-	48,000	48,000
Revolving Loan to Collector Group	-	69,000	69,000
Translation Charges	-	11,127	11,127
Property Tax	-	24,500	24,500
	806,088	736,407	1,542,495
Total Administrative Expense	5,207,088	8,643,716	13,850,804
Sankalp School Expenses			
	ASK Non FCRA as on 31st March 2020	ASK FCRA as on 31st March 2020	Consolidated as on 31st March 2020
Electricity Sankalp	25,803	-	25,803
Employer Contribution PF-Sankalp	33,701	-	33,701
Festival Celebration Sankalp	5,685	-	5,685
Hospitality Sankalp	3,580	-	3,580
Housekeeping Sankalp	29,000	-	29,000
Internet Sankalp	7,900	-	7,900
Local Travel Sankalp	4,305	-	4,305
Miscellaneous Sankalp	45,134	-	45,134
Printing & Stationery Sankalp	68,175	-	68,175
Teachers Salary Sankalp	1,031,239	-	1,031,239
Sankalp School Expenses	1,160	-	1,160
School Repair & Maintaince Sankalp	475,945	-	475,945
Teaching & Learning Materials Sankalp	217,621	-	217,621
Total	1,949,248	-	1,949,248



ASSOCIATION FOR STIMULATING KNOW HOW

Amount INR

Grouping to Audited Financial Statement	ASK Non FCRA	ASK FCRA	ASK Consolidated
Project Expense:	ASK Non FCRA as on 31st March 2020	ASK FCRA as on 31st March 2020	Consolidated as on 31st March 2020
CEQUIN	305,555	-	305,555
All India Society for Health Aid Education & Research	2,000,000	-	2,000,000
At Grassroots Society	603,283	-	603,283
The Hans Foundation	644,600	-	644,600
Promoting Worker Rights in the India-Gulf Migration Corridor 2018-19			
AT Grassroots Society Project Implementation	-	3,034,067	3,034,067
Enhancement of Income of MICA Collector in Koderma	-	142,696	142,696
Grameen Development Services (GDS) "Promoting Worker Rights in the India-Gulf Migration Corridor"	-	(10,534)	(10,534)
National Workers Welfare Trust (NWWT) "Promoting Worker Rights in the India-Gulf Migration Corridor"	-	20,171	20,171
People for Peace Service Society (PPSS) "Promoting Worker Rights in the India-Gulf Migration Corridor"	-	54,411	54,411
Tarun Chetna (TCS) "Promoting Worker Rights in the India-Gulf Migration Corridor"	-	17,225	17,225
Total	3,553,438	3,258,036	6,811,474
Loreal Heena Leaves of India Program			
Administration Cost of IA-Henna	-	150,737	150,737
Children are free from work in henna	-	33,304	33,304
Farm workers enjoy decent and safe work condition -Henna	-	10,000	10,000
Human Resurce Cost of IA -Henna	-	400,575	400,575
Increased quality & quantity of production and income Heena	-	145,474	145,474
Orientation of farmworkers on precautions/protection to be taken while	-	13,530	13,530
Program Management Cost IA (HR, Admin, M&E) Heena	-	185,563	185,563
Program Management Cost PMU Heena	-	38,041	38,041
Project Launch Activities-Henna	-	100,490	100,490
Small and marginal farmers and women farm workers -Henna	-	57,225	57,225
Total	-	1,134,939	1,134,939
Loreal Indigo Leaves of India Program			
Administrative Cost of Field Office-Indigo	-	259,595	259,595
Human Resource Cost-Indigo	-	566,500	566,500
Imporved Income of Farmers and Farm Workers in Siruvai Village	-	2,765	2,765
Launch Activities of the Project	-	19,202	19,202
Objective 1: Improved quantity and quality of indigo	-	18,710	18,710
Objective 3: Implement climate resilience agricultural practices	-	25,000	25,000
Objective 4: Improved working conditions for farm workers	-	1,000	1,000
Program Management Cost IA (HR, Admin, M&E etc)	-	83,000	83,000
Program Management Cost PMU Indigo	-	35,289	35,289
Improved Quantity & Quality of Indigo Production among farmers in Si	-	3,540	3,540
Health Capms in Siruvai-Indigo	-	23,418	23,418
IEC Materials Indigo	-	3,400	3,400
Training of project staffs on alternate livelihood-Indigo	-	60,000	60,000
Total	-	1,101,419	1,101,419



ASSOCIATION FOR STIMULATING KNOW HOW

Amount INR

Grouping to Audited Financial Statement	ASK Non FCRA	ASK FCRA	ASK Consolidated
<u>Loreal PMU Leaves of India Program</u>			
Accountant-PMU	-	90,000	90,000
Agriculture Specialist-PMU	-	243,750	243,750
Contingency-PMU	-	143,219	143,219
Electricity Charges-PMU	-	10,000	10,000
Field travel and stay-PMU Staff	-	27,519	27,519
Laptop PMU	-	69,000	69,000
Loadging/Boarding/Foodding/Travel-PMU	-	31,810	31,810
Office Rental-PMU	-	40,000	40,000
Printing, Stationary, Photocopy, Courier-PMU	-	2,000	2,000
Program Manager-PMU	-	255,000	255,000
Project Management Cost-PMU	-	266,668	266,668
Telephone & Internet -PMU	-	12,000	12,000
Total	-	1,190,966	1,190,966
<u>RMI- Community Empowerment of 3 district in Jharkhand & Bihar</u>			
Accounts Officer	-	70,000	70,000
Hotel Stay, Travel & Food	-	38,734	38,734
House Keeping & Hospitality	-	1,774	1,774
Program Manager	-	120,400	120,400
RMI_BJSAM Community Empowerment	-	762,325	762,325
RMI_CESAM Community Empowerment	-	9,478,575	9,478,575
Total	-	10,471,808	10,471,808
<u>Verite-"Promoting Worker Rights in the India-Gulf Migration Corridor"</u>			
Personnel Verite-"Promoting Worker Rights in the India-Gulf Migration Corridor"	-	725,973	725,973
Digital Security Consultant	-	52,077	52,077
DRL Induction Workshop	-	15,033	15,033
Project Manager Verite-"Promoting Worker Rights in the India-Gulf Migration Corridor"	-	256,320	256,320
CSO Network Building	-	47,837	47,837
Travel Verite	-	19,924	19,924
Communication Expenses	-	11,548	11,548
Staff Lodging (Uttar Pradesh)	-	5,192	5,192
Staff Travel (Uttar Pradesh)	-	8,422	8,422
Website Development and Maintenance	-	20,444	20,444
Total	-	1,162,770	1,162,770
Total Project Cost	3,553,438	18,319,938	21,873,376
Total of Expenditure	10,709,774	26,963,654	37,673,428

